



Hidden Hook™ Vehicle Restraint

Product Specifications



DESIGN HIGHLIGHTS

- Recessed, pit mounted design
- Steel NEMA 12 control panel (interlock capable)
- Non-impact, hydraulic activation
- Programmable logic controller (PLC)
- Automatic interior & exterior LED light communication system
- Horizontal hooking range 4 - 14" from dock face
- Vertical hooking range: 9 - 28"
- Compatible with NHTSA regulation rear impact guards
- Advanced safe engagement signaling
- Auto restore (if no rear impact guard)

AVAILABLE OPTIONS

- ☐ Single phase power
- ☐ Audible alarm
- ☐ Key lock switch on control panel
- ☐ Pit cover _____ (specify VSL or pit leveler)
- ☐ 120V high visibility traffic light
- ☐ Other _____

AVAILABLE ACCESSORIES

- ☐ Control panel stanchion
- ☐ Digital master or combination control panel with HMI _____
- ☐ Other _____

PROJECT INFORMATION

JOB NAME _____

ADDRESS _____

GENERAL CONTRACTOR _____

DISTRIBUTOR _____

MODEL _____ QUANTITY _____

VOLTAGE/PHASE _____

CERTIFIED FOR CONSTRUCTION

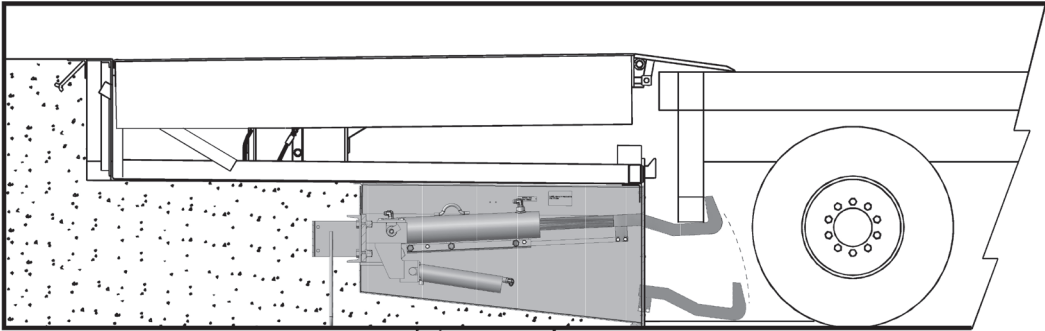
BY _____

COMPANY _____

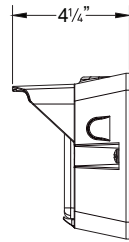
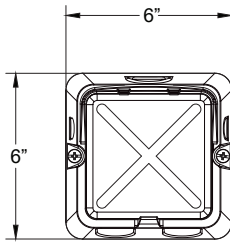
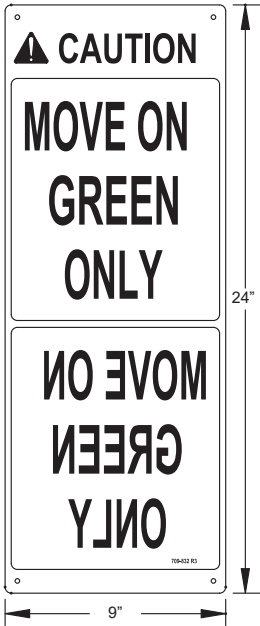
ADDRESS _____

DATE _____

1. **General:** HIDDEN HOOK™, "HH3000" series pit-mounted, hydraulic recessed vehicle restraint featuring push-button control and rear impact guard safe engagement signaling system. Includes locking unit, LED interior & exterior communication light system, and push-button control panel. Unit conforms to OSHA standards.
2. **Construction:** Main frame steel structure to be pit mounted. Unit to have a resistance to pull-out of 32,000 lbs.
3. **Operation:** As a vehicle backs into position, the exterior light is green "O" and the interior light is red "X". When the vehicle is in position, the operator presses the "ENGAGE" button. The interior light remains red "X" while the exterior light instantly switches to red "X". The hydraulic hook lowers and extends from the pit then raises until contact is made with the rear impact guard, then retracts until the restraint senses positive engagement with the rear impact guard. Once positively engaged, the inside light switches to green "O". The hook maintains positive engagement throughout loading/unloading, preventing horizontal movement away from the dock.
- To release the vehicle, the operator presses the "RESTRAINT RELEASE" button on the control panel, returning the restraint to its storage position inside the pit. The interior light immediately changes to red "X" signaling it is unsafe to load/unload. When the restraint is fully restored, the exterior light switches to green "O", signaling it is safe for the vehicle to leave. If the restraint is unable to engage the rear impact guard, it automatically returns to its stored position, sounding an optional audible alarm, and flashes the inside red "X" and amber light. The outside light will remain red "X". If the vehicle is not engaged, the operator must manually chock the wheels and rotate the control panel selector switch to "RESTRAINT OVERRIDE" mode. The exterior light is red "X", interior light switches to green "O" and an amber light indicates that the vehicle is secured by alternate means. To release the vehicle, the operator presses the "RESTRAINT RELEASE" button on the control panel, switching the outside light to green "O" and the inside light to red "X". The exterior light automatically switches to green indicating it is safe for the vehicle to leave.
4. **Hooking Range:** The vehicle restraint will engage a rear impact guard 9" to 28" vertically from the driveway. The hydraulically controlled activation system limits vehicle movement and engages rear impact guards positioned up to 14" from the dock face.
5. **Control Panel:** Solid state control panel (9"W x 20"H x 8"D) features a programmable logic controller (PLC) and "real time" diagnostic capability, industrial quality push-buttons, integral 24V LED red and green lights and printed operational instructions. UL listed.
6. **Exterior Lights:** Low profile flashing green and red 24V DC LED lights (6"W x 6"H x 4 1/4"D) indicate safe or unsafe conditions for vehicle movement. Caution sign (9"W x 24"H) with standard and reversed lettering provided.
7. **Electrical:** Control panel for lock unit is available in all single and three phase voltages. Interior and exterior LED lights operate on a 24 volt circuit. All components are UL approved. Power to match dock leveler.
8. **Installation:** Requires mounting of locking unit, control panel, exterior lights and caution sign in strict accordance with Kelley installation instructions. Pan may ship separate from restraint and some pit style leveler models require 24" depth to accommodate restraint operation. Locking unit and exterior lights to be electrically installed by others. Installation is recommended to be performed only by authorized Kelley Distributors. Installation is not included unless specifically contracted with Kelley Distributor.
9. **Limited Warranty:** Kelley warrants all components to be free of defects in material and workmanship, under normal use, for a 1-year base period from date of shipment in accordance with Kelley's Standard Warranty Policy. The "Base Warranty Period" will begin on the completion of installation or the sixtieth (60th) day after shipment, whichever is earlier.



Control panel



Exterior lights



Kelley
1612 Hutton Drive, Suite 140
Carrollton, TX 75006
800.558.6960
www.kelleydocksolutions.com

4Front Engineered Solutions reserves the right to change specifications and designs without notice and without incurring obligations. 4Front Engineered Solutions products may be the subject of one or more U.S. and/or foreign, issued and/or pending, design and/or utility patents. Kelley as word and logo are registered trademarks belonging to ASSA ABLOY Entrance Systems AB or other companies controlled by the same organization. All rights reserved.