

# MASTER PANEL

**DIGITAL HMI**

**KELLEY®**



POWERFUL CONTROL SYSTEM:  
Efficiency At Your Fingertips.

Managing your loading dock operation as an integrated system is key to ongoing dock safety. The digital master control panel requires dock workers to operate equipment through a guided sequence, minimizing operator error, training time for seasonal staff and turnover rates.

Guided Sequence of Operations

- Only Active Equipment Controls Displayed

Intuitive Operation

- Large Clear Icons and Controls
- Button Function by Shape

Password Access Control

- Available Dock Override Password Protection
- Available Screen Saver with Operator and Supervisor Log-in Password Protection
- User Set Passwords

Diagnostics & Analytics at Touch Screen

- Time at Dock Timer
- Safely Monitor PLC I/O Status via Touch Screen
- Alarm History Logged on Screen with Time and Date Stamp
- User Set Preventative Maintenance Thresholds
- Preventative Maintenance Countdown Values for Equipment
- Life Cycle Counts of Equipment
- Override Event Logging



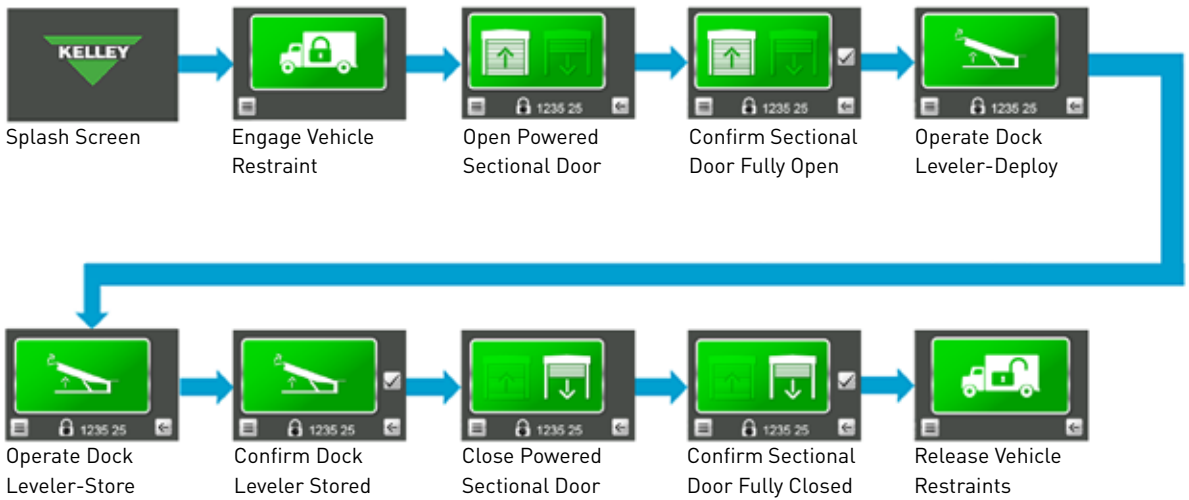
\*Shown with Optional Rotary Disconnect

V S.



Guided Sequence of Operation

As workloads increase, busy loading docks only get more complicated, making automating your dock equipment necessary in order to meet those demands. With each new piece of equipment, you'll face even more control panels and electrical conduit, cluttering your walls, creating frustration for your employees and increasing installation costs. The Kelley digital master control panel lets you combine operating controls for all your devices into one streamlined easy-to-use compact panel.



Intuitive Operation

Large Intuitive Buttons- Momentary Contact

- Only Functional Buttons are Displayed
- Large Easy to See and Press Operator Buttons
- Easy to Understand Graphics, No Text in Operator Section

Controlled Sequence of Operations

- Ability to Reverse Sequence of Operations



Door Control



Vertical Storing Leveler



Pit Leveler



Independent Lip Control

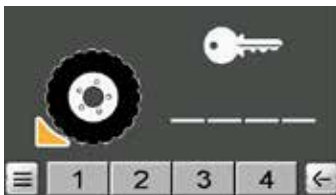


Restraints Control



## Password Access Control

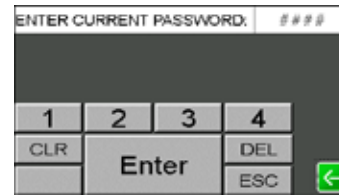
Secure access features in the digital master control panel ensure that only authenticated and approved users can work in designated areas while preventing any unauthorized entry.



Settable Override Passwords

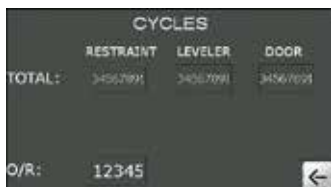


Settable Operator Passwords



Settable Supervisor Passwords and Screen Saver with Optional Login to Lockout Unauthorized Users.


## Diagnostic and Analytics



Logged Total Cycles of Equipment and Number of Sequence Overrides



Alarm lists - Active and Historical with time and date stamp



Restraint Engage Timer



PLC I/O Status without Opening Enclosure Door

Optimize the performance of your loading dock by staying on top of your equipment with regularly scheduled data assessments that actively log usage rates, troubleshoot, and review dock performance.

When resources and data are often outside of your immediate control, being apprized of loading dock performance problems can be complicated and resource intensive. The HMI digital master control panels diagnostic and analytics service provides a complete performance assessment on a regularly scheduled basis, it can diagnose problems and provide actionable recommendations to correct any discovered issues without opening the enclosure door.

## Superior Advantages

Day in and day out, your loading dock crew is faced with the challenge of quickly responding to whatever may come their way. Is yours prepared with products to get the job done efficiently? There are a variety of Kelley products to help make everyday tasks simpler and more effective, reducing redundancies and injury risks. In turn you'll have a happier, efficient and more productive team.



**Kelley**  
1612 Hutton Drive, Suite 140  
Carrollton, TX 75006  
800.558.6960  
[www.kelleydocksolutions.com](http://www.kelleydocksolutions.com)

4Front Engineered Solutions reserves the right to change specifications and designs without notice and without incurring obligations. 4Front Engineered Solutions products may be the subject of one or more U.S. and/or foreign, issued and/or pending, design and/or utility patents. Kelley as word and logo are registered trademarks belonging to ASSA ABLÖY Entrance Systems AB or other companies controlled by the same organization. All rights reserved.

©ASSA ABLÖY. All rights reserved. Part of ASSA ABLÖY. Form # KCB-HMIMP-0521